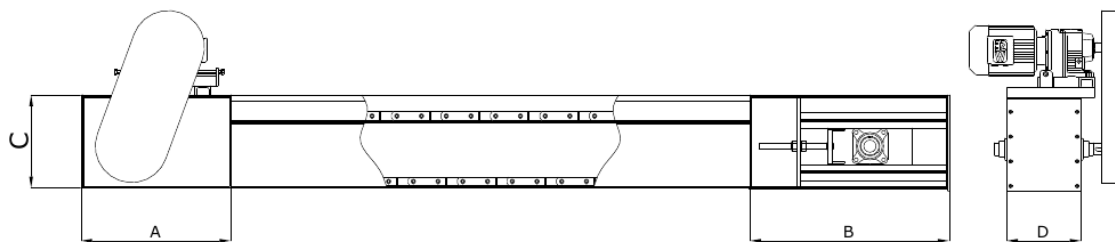


## Transportador por corrente

## Drag conveyors

## Transportadores de cadeia



- Versões com fundo simples ou duplo

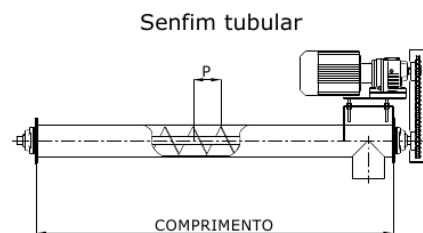
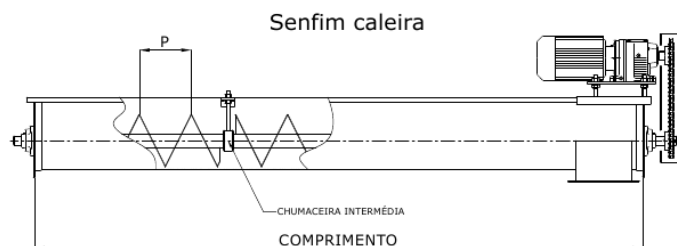
Modelo	Passo	A	B	C	D
RT - 07	100	600	800	380	300
RT - 09	100	600	800	380	330
RT - 12					



## Senfim transportador

## Screw conveyors

## Transportadores de rosca



MODELO	Ø PALHETA	P - PASSO	M <sup>3</sup> /h x 100 rpm
S (T/C) 100	80	80	01
S (T/C) 120	100	100	02
S (T/C) 150	130	130	04
S (T/C) 160	130	130	04
S (T/C) 200	180	180	12
S (T/C) 250	230	230	24
S (T/C) 270	250	250	31
S (T/C) 300	280	280	43

